

EW50 系列

工業級 LTE Cellular 行動通訊閘道器



產品介紹

EW50為一款智慧型工業級行動通訊閘道器 (工業級4G LTE Cellular Gateway)，針對公共基礎建設及各類工業應用環境設計安全，值得關注的是產品的低功耗設計，僅需7W便可完整運作，符合現今的環保節能趨勢。內建二組高速乙太網路傳輸埠，提供高速可靠的資料傳輸，即時IT斷線警告，最適合遠端安全監控管理。

多種通訊協定介面：無線、乙太網路、串列訊號和digital I/O供最佳傳輸品質，可滿足多種應用環境。符合全球LTE通訊標準，可快速佈建易於管理的遠距行動通訊網路架構。

[Industrial LTE Cellular Gateway | Promotion Page EW50 Series](#)

產品亮點

+ 多元介面彈性搭配

可連接各種領域的乙太網路、序列、DI/DO 和 Modbus 橋接設備
完美應用於M2M(機器對機器) 及IIoT(工業物聯網)應用架構

+ 可靠、不間斷的傳輸品質

故障切換功能的雙 Micro-SIM LTE 模組設計，支援行動傳輸備援
Fail over管理機制確保網路穩定可靠度
不斷線 4G LTE 網路/IP 透通模式
支援全球主要電信網路商 HSPA+ 和 4G LTE 網路認證
10/100/1000BASE-TX 網路埠，具備標籤和 VLAN，可輕鬆控制羣組流量

+ 全面資安防護

支援IPSec, OpenVPN, PPTP, L2TP, VPN，提供VPN安全連接保護
可同時建立多達16個VPN通道，最大流量可達70Mbps(IPSec)
具備 SPI 和 IPS 的防火牆以防止駭客入侵
使用 SNMP 和 Telnet CLI 管理系統

+ 工業等級設計

IP30、無風扇、金屬外殼設計
支援-30到70°C(-22 至 158°F)的操作溫度

產品規格

+ Cellular Interface

標準

Cellular Frequency Bands: (Please check Frequency Bands Region Codes)

LTE Cat. 4: FDD-LTE, TDD-LTE, Transfer rate (max):
LTE FDD: 150Mbps down; 50Mbps up
LTE TDD: 130Mbps down; 35Mbps up

3G: WCDMA, Transfer rate (max): 42Mbps down;
5.76Mbps up

2G: GSM/EDGE, Edge Transfer rate (max):
236.8Kbps down & up

Antenna connector

2 x SMA Female

SIM Slot

2

+ Cloud Development Platform

Support Microsoft Azure

+ Field Communication

Virtual COM

RFC2217, TCP Client, TCP Server, UDP

Modbus

Gateway for Modbus TCP, Modbus RTU/ASCII
Master/Slave Access

Slave for Device Status/Information Access

Data Logging

Sniffer, Off-line/Full-time Proxy, Mixed modes

Data Interchange

MQTT Broker, MQTT Client

+ Ethernet

標準

IEEE 802.3 10BASE-T

IEEE 802.3u 100BASE-TX/100BASE-FX

IEEE 802.3ab 1000BASE-T

Ports

2 x RJ45 GE

Physical Layer

10/100/1000BASE-T

+ Serial

Ports

2 x RS-232/RS-485

+ I/O

DI/DO

1 x Digital In ("Logic 0": 0-2V, "Logic 1": 5V-30V)

1 x Digital Out (Relay Mode, up to 30V/1A)

+ USB

Standards

USB 2.0

Ports

1 x USB Type A

+ 電源

輸入電壓

DC 9V-36V

電力功耗

7.0W Max.

+ 機構

尺寸

31 x 99 x 130.6mm (w/o mounting brackets)

重量

0.9Kg (1.98lb)

安裝方式

DIN-Rail

+ 環境

工作溫度

-30 to 70°C (-22 to 158°F)

儲存溫度

-40 to 85°C (-40 to 185°F)

工作濕度

5% to 95% (無凝結)

+ Micro SD

Capacity
Max. Storage of 64GB

+ Functions

VLAN
Port-based, Tag-based VLAN

Port Forwarding
Virtual Server/Computer (1-1), DMZ Host, PPTP/L2TP/IPSec Pass-through

Routing
Static, Dynamic: RIP1/RIP2, OSPF, BGP

VPN
IPSec, OpenVPN, PPTP, L2TP, GRE

Firewall
SPI Firewall with Stealth Mode, IPS

Event Engine/Event Handling
Managing/Notifying Events: DI, DO, Modbus, SMS, Syslog, SNMP Trap, Email Alert, Reboot

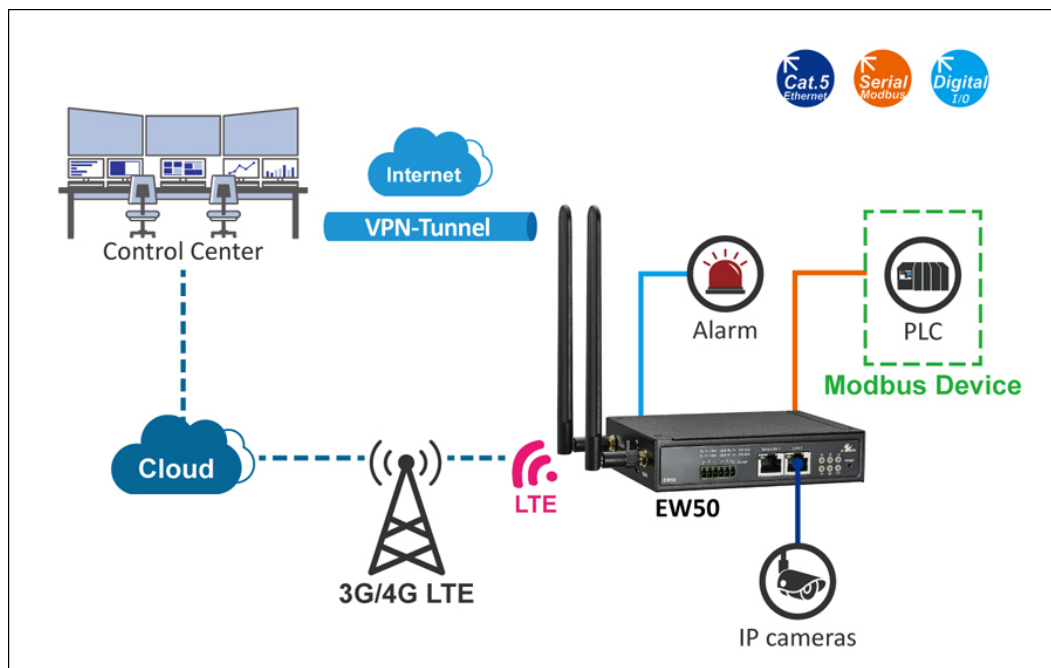
+ 通過認證

Safety
EN 60950-1
EN 62368-1: 2014

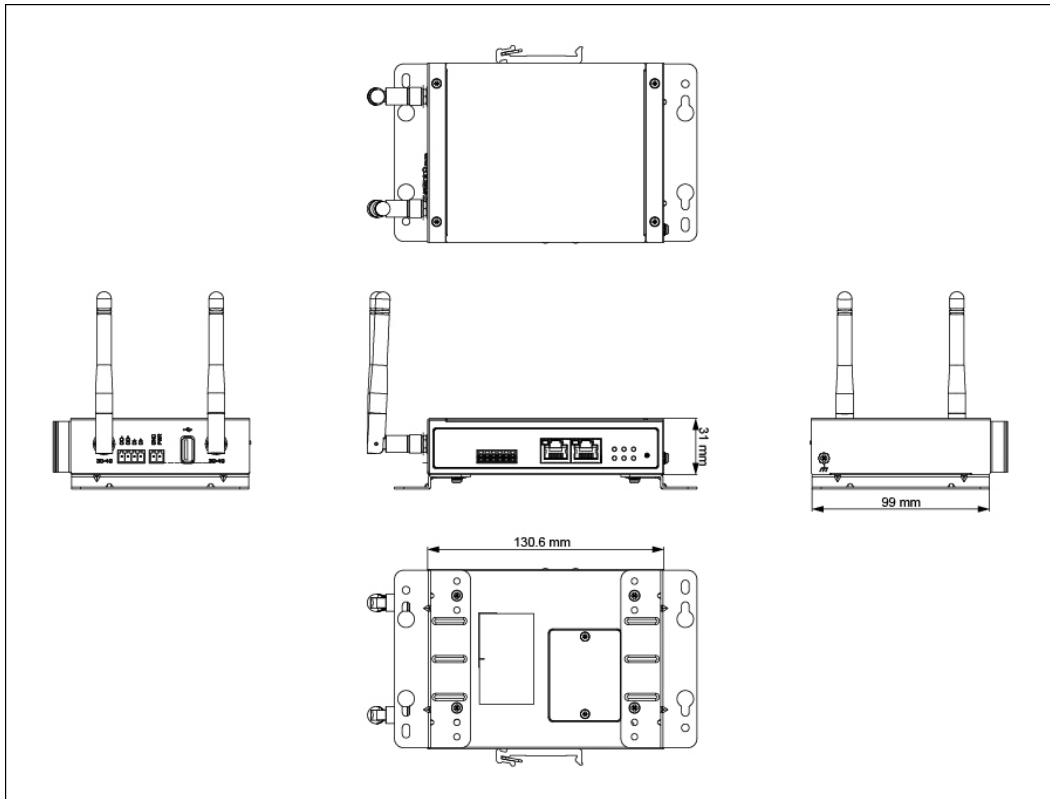
Emissions/Immunity
EW50-TA FCC/NCC/RCM
EW50-EUS FCC/CE/NBTC/NTC/KC*/SDPPI**
EW50-JP VCCI/JATE

Note:
KC*: EW50 doesn't support SKT SIM card, suggest to use Global SIM card or Non-SKT SIM Card.
SDPPI**: Indonesia Radio Type Approval 78410/SDPPI/2021 13696

產品應用圖



產品尺寸圖



頻率段


Sku Code	4G LTE		3G	2G	Region
	FDD LTE	TDD LTE	WCDMA	GSM/EDGE	
TA	B1(2100)/ 3(1800)/ 4(AWS)/ 5(850)/ 7(2600)/ 8(900)/ 28(700 APT)	B40(2300)	B1(2100)/ 2(1900)/ 5(850)/ 8(900)	B2(1900)/ 3(1800)/ 5(850)/ 8(900)	Taiwan, Australia
EUS	B1(2100) / 3(1800) / 5(850) /7(2600) / 8(900) / 20(800)	B38(TD 2600)/ 40(TDV 2300)/ 41(TD 2500)	B1/ B5/ B8	B3(1800)/ 8(900)	EU, Singapore, Malaysia, Vietnam, Thailand, Turkey, Philippines, India, Indonesia, South Korea, UAE
JP	B1(2100)/ B3(1800)/ B8(900)/ B18(800 Lower)/ B19(800 Upper)/ B26	B41(TD 2500)	B1(2100)/ 6(UMTS only)/ 8(900)/ 19(800 Upper)	-	Japan



訂購型號

+ 型號

EW50-EUS	Industrial LTE Cellular Gateway-EUROPE & SOUTH ASIA
EW50-TA	Industrial LTE Cellular Gateway-TAIWAN & AUSTRALIA
EW50-JP	Industrial LTE Cellular Gateway-JAPAN

+ Optional Accessories

GWAP-1	Item	Amount	Frequency	Description	Note
	LTE	2	698-960/ 1710-2170/ 2300- 2690MHz	Cellular Omni Antenna, N/female Jack Bulkhead	IP67
	Surge Protector	2	-	0-6GHz Surge Lightning Protector, N/female Jack Bulkhead To N/male Plug	IP67
	Bracket	2	-	-	-
	LTE Cable	2	-	SMA/male Plug To N/male Plug with NFC200 Cable	-

P/N.	Image	Item	A m o u n t	Fre qu enc y	Description	N o t e
W96G-GY113HT46		Cellular Antenna Base	1	-	This antenna base can be used on EW50 / EW200 / AiR PACE LTE antenna to extend 1.5M. Each model needs 2 antenna bases. This antenna base is not IP67.	-
W96G-11361Y50S		Wall Mount Kit	1 set	-	1 set package includes 2 wall mount (Right side & Left side) & 4 pcs screws	-

