

# EX95000 Series

Hardened Unmanaged 16-port 10/100BASE Ethernet Switch



## Overview

EtherWAN's EX95000 Series is a hardened unmanaged Fast Ethernet switching platform, designed for easy deployment in harsh environments.

The EX95000 Series is equipped with sixteen Fast Ethernet ports, or a combination of Fast Ethernet copper ports and two 100FX ports for long distance connectivity. Although unmanaged, the EX95000 is feature-rich with full wire speed Fast Ethernet throughput, making the EX95000 Series a powerful network switch.

EtherWAN – "When Connectivity is Crucial."

## Spotlight

- **Hardened Grade**
  - Supports -40°C to 75°C (-40°F to 167°F) operating temperature
- **Versatile mounting Options**
  - DIN-Rail, panel or rack mounting
- **Fiber Connectivity**
  - Up to two 100BASE-FX ports with SC, ST and WDM options

# Hardware Specifications

## Technology

---

### Standards

- IEEE802.3 10BASE-T
- IEEE802.3u 100BASE-TX/100BASE-FX
- IEEE802.3x Full duplex and flow control

### Forward and Filtering Rate

- 14,880pps for 10Mbps
- 148,810pps for 100Mbps

### Packet Buffer Memory

- 1.625M bits

### Processing Type

- Store-and-Forward
- Auto Negotiation
- Half-duplex back-pressure and IEEE802.3x full-duplex flow control
- Auto MDI/MDIX

### Address Table Size

- 4096 MAC addresses

### Latency

- Less than 10µs

## Power

---

### Input Voltage

- 12 to 48VDC (Terminal Block)
- 12VDC (DC Jack)

### Power Consumption

- 7.4W Max. 0.6A @ 12VDC
- 0.3A @ 24VDC
- 0.15A @ 48VDC

### Protection

- Overload current protection

## Mechanical

---

### Casing

- Aluminum Case
- IP30

### Dimensions

- 75.5mm (W) x 110mm (D) x 135mm (H)  
(2.98" (W) x 4.33" (D) x 5.31" (H))

### Weight

- 0.87Kg (1.92lbs.)

### Installation

- DIN-Rail (Top hat type 35mm), Panel, Rack mounting

## Interface

---

### Ethernet Ports

- 10/100BASE-TX: 16, 15 or 14 ports
- 100BASE-FX: 0, 1 or 2 ports

### LED Indicators

- Per Unit: Power 1 (Green),  
Power 2 (Green),  
Power 3 (Green)
- Per Port: Link/Activity (Green)

### Alarm Contact

- One relay output with current 1A @ 24VDC

## Environment

---

### Operating Temperature

- -40°C to 75°C (-40°F to 167°F)

### Storage Temperature

- -40°C to 85°C (-40°F to 185°F)

### Ambient Relative Humidity

- 5% to 95% (non-condensing)

## Regulatory Approvals

---

### ISO

- Manufactured in an ISO9001 facility

## Safety

---

### UL508

## EMI

---

### FCC Part 15B, Class A

### VCCI Class A

### EN61000-6-4

### EN55022

### EN61000-3-2

### EN61000-3-3

## EMS

---

### EN61000-6-2

- EN61000-4-2 (ESD Standards)
- EN61000-4-3 (Radiated RFI Standards)
- EN61000-4-4 (Burst Standards)
- EN61000-4-5 (Surge Standards)
- EN61000-4-6 (Induced RFI Standards)
- EN61000-4-8 (Magnetic Field Standards)

## Environmental Test Compliance

---

### IEC60068-2-6 Fc (Vibration)

### IEC60068-2-27 Ea (Shock)

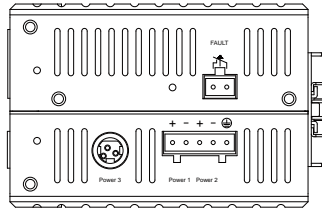
### FED STD 101C Method 5007.1 (Free fall w/ package)

## Industrial Compliance

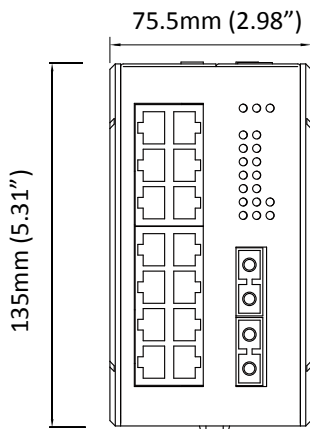
---

### NEMA TS2

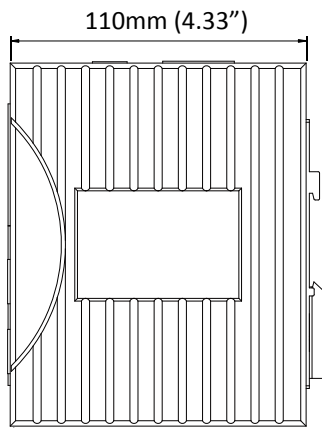
# Dimensions



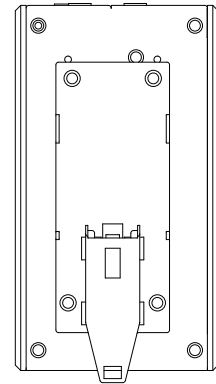
Top



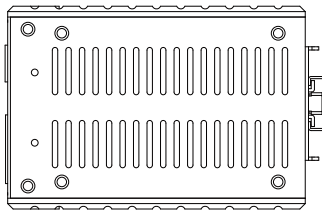
Front



Side



Back



Bottom

## Ordering Information

### Model

<b>EX95160-00B</b>	16-port 10/100BASE-TX Hardened Unmanaged Ethernet Switch
<b>EX95151-X0B</b>	15-port 10/100BASE-TX + 1-port 100BASE-FX Hardened Unmanaged Ethernet Switch
<b>EX95142-X0B</b>	14-port 10/100BASE-TX + 2-port 100BASE-FX Hardened Unmanaged Ethernet Switch

\* DIN-Rail mounting kit included

### 100FX Fiber Options (X)

<b>1</b>	Multi Mode (SC) - 2Km
<b>2</b>	Multi Mode (ST) - 2Km
<b>6</b>	Multi Mode (SC) WDM-TX:1310nm/RX:1550nm - 2Km
<b>7</b>	Multi Mode (SC) WDM-TX:1550nm/RX:1310nm - 2Km
<b>8</b>	Multi Mode (SC) WDM-TX:1310nm/RX:1550nm - 5Km
<b>9</b>	Multi Mode (SC) WDM-TX:1550nm/RX:1310nm - 5Km
<b>A</b>	Single Mode (SC) - 20Km
<b>B</b>	Single Mode (SC) - 40Km
<b>H</b>	Single Mode (ST) - 20Km
<b>P</b>	Single Mode (SC) WDM-TX:1310nm/RX:1550nm - 20Km
<b>Q</b>	Single Mode (SC) WDM-TX:1550nm/RX:1310nm - 20Km
<b>R</b>	Single Mode (SC) WDM-TX:1310nm/RX:1550nm - 40Km
<b>S</b>	Single Mode (SC) WDM-TX:1550nm/RX:1310nm - 40Km

### Optional Accessories

<b>KP-AA96-480</b>	Panel mounting kit
<b>KR-BK-43-400</b>	Rack mounting Kit
<b>DR-30-24</b>	30W/1.5A DIN-Rail 24VDC Industrial Power Supply (for Terminal Block)
<b>DR-60-24</b>	60W/2.5A DIN-Rail 24VDC Industrial Power Supply (for Terminal Block)
<b>DR-75-24</b>	75W/3.2A DIN-Rail 24VDC Industrial Power Supply (for Terminal Block)
<b>DR-120-24</b>	120W/5A DIN-Rail 24VDC Industrial Power Supply (for Terminal Block)
<b>41-136046-X</b>	36W/3A 12VDC hardened power adapter with open wire in aluminum housing (for Terminal Block) (X) = 1: US, 2: EU, 3: UK, 4: AU, 5: JP, 6: SA
<b>41-136044-X</b>	36W/3A 12VDC hardened power adapter with latched DC Jack in aluminum housing (for DC Jack) (X) = 1: US, 2: EU, 3: UK, 4: AU, 5: JP, 6: SA